



Notes:



Come and visit, we have a large selection of sample bricks and stones on display.



© 2016 WTT Lamb & Sons Ltd. Some images in this brochure are for visual purposes only and may not represent Port Lime or Port Regent's natural colour. Please enquire for more details.



Port Lime
&
Port Regent



Agent:

How to contact us

Tel: 01342 811311
01342 811915
01342 810849
Fax: 01342 811700
Email: sales@lambsnaturalstone.com


Lambs Philpots Quarry
Philpots Lane, end of North Lane
West Hoathly, Nr East Grinstead
West Sussex
RH19 4PS

Opening times

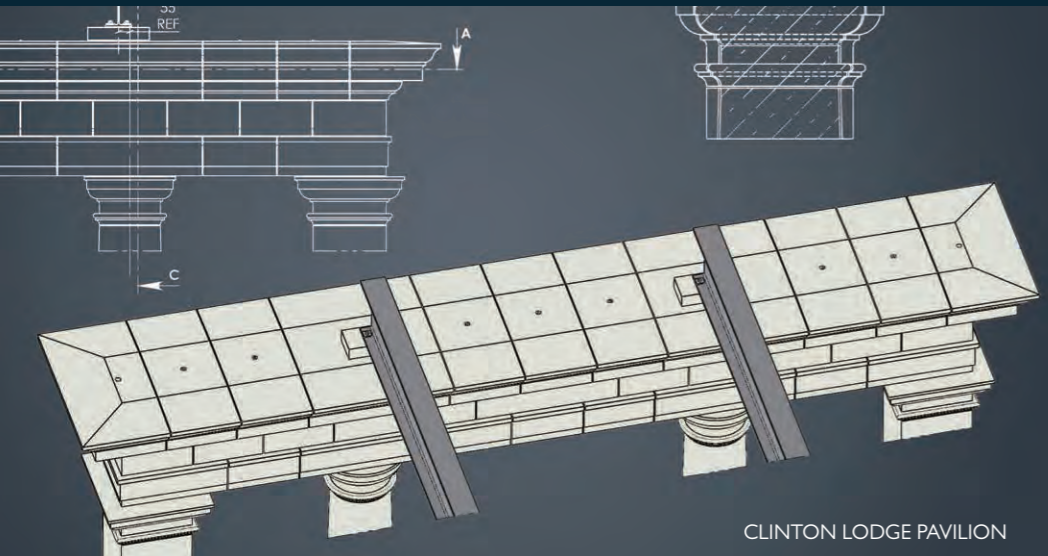
Monday to Friday: 7:30am to 4:30pm

NATURAL
BUILDING &
LANDSCAPING
LIMESTONES

Introducing Port Lime & Port Regent...



Sourced from two of Europe's finest historic quarries, these natural stones bring a timeless elegance to any style of architecture from a stunning interior to a magnificent façade.



CLINTON LODGE PAVILION



PORT LIME

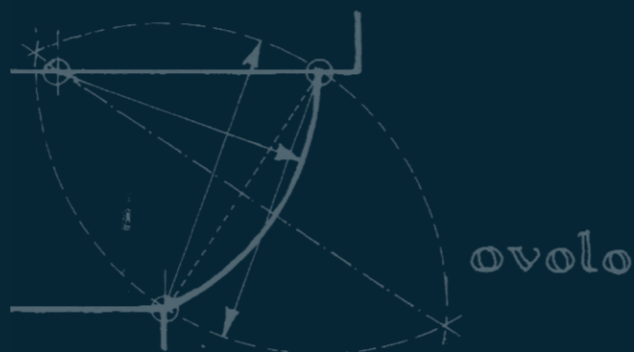


PORT LIME BALUSTER



PORT REGENT (POLISHED)


Aesthetically pleasing yet affordable. Available as finished masonry or six-side sawn stone for the masonry trade. Comparable in cost to reconstituted stone but superior in every other way.



ovolo

Two fine, natural limestones

...to rival Portland and Bath Stone



Originally quarried by the Romans, Port Lime and Port Regent were used across their Empire to construct impressive temples, public buildings and villas. This tradition continued during the Austro-Hungarian Empire almost 2,000 years later. Today these two distinctive natural stones are solely supplied to the UK market by Lambs.



The majority of London's historic public buildings were built using either Portland Stone or Bath Stone, quarried in Dorset and Somerset, both have been used across the British Isles since Roman times.

These are freestones, meaning they are sufficiently fine-grained, soft and uniform to be cut in any direction and chiselled into elegant window tracery and imposing national monuments. What makes them exceptional is that they are also sufficiently hard-wearing to be used in buildings on the scale of Bath's Royal Crescent and Circus, St Paul's Cathedral and the United Nations Headquarters in New York.

Sharing these properties, Port Lime and Port Regent are cost-effective alternatives to Bath Stone and Portland Stone respectively – with no compromise on quality.




This warm off-white Port Regent limestone, with subtle veins and a hint of grey, has an exceptionally fine grain that can be polished to a high sheen and can hold a sharp edge with ease to create any architectural embellishment.

Left lightly polished it displays a silky texture which is most suitable for some projects. The stone can be supplied in sawn, honed or polished finishes.

This cream coloured oolitic Limestone is a sedimentary rock formed from ooids, tiny shell deposits. The slightly textured surface of Port Lime limestone contains oolitic tiny shell deposits and a matrix of minerals such as calcite, aragonite and calcium carbonate as well as marine organisms. In its sawn finish it is pleasantly textured to the touch. The stone is available in sawn, polished, dressed and split finishes.

Versatile, durable & affordable

...dressed and crafted with precision & passion



SOLIDITY OR FLAIR

Both Port Lime and Port Regent are fully tested and CE certified stones with exceptional frost resistance and properties that guarantee the longevity of these natural materials.

EXCEPTIONAL SIZE

Found in geological beds heights of between 6 and 9 metres, makes it possible to quarry large blocks of both these limestones that have a consistent colour and texture, and that are suitable to form masonry with rising courses of up to 1.6m in finished goods.

FOR PROJECTS OF ANY SIZE

Port Lime and Port Regent are available for use in projects of any size, from a single lintel that needs replacing on a terraced house, through to the masonry for grand contemporary or commercial building project.



BY SPECIALISTS IN STONE

We offer consultancy on all aspects of stonework projects and can assist you in selecting the most suitable stone. As part of our service we can conduct site visits, generate project drawings and create samples specific to your project.




JUST HOW YOU WANT IT

Our craftsmen will replicate your design in stone, finishing it to your exact specification.

Lambs supply Port Lime or Port Regent Limestones in a range of standard items. Please see our standard items booklet or bespoke finished masonry, steps and paving as finished goods at exceptionally competitive prices.

If required, architects and clients can nominate their own stone masons to work these fine stones. We offer masonry trade 6-side sawn stone at competitive prices making our limestones the natural choice.



PORT REGENT: PRIVATE RESIDENCE, LONDON W8



PORT LIME: PRIVATE RESIDENCE, EAST SUSSEX

Both limestones can be considered as masonry, cladding and for the production of architectural elements, including window cills, ashlar, archways, plinths, cornices, intricate carvings and fireplaces.


A catalogue of standard architectural items is also available on our website (www.lambsnaturalstone.com) under the Port Lime tab. These items can be employed by clients to cost effectively introduce stone detailing into their projects.

Port Regent is also suitable for paving and flooring, and has been used recently to replace Portland Stone in Kensington Palace Gardens.

Large bed heights enable clients to order substantial architectural elements with considerable costs savings over Bath and Portland Stone, and on occasion our material can be more cost effective than reconstituted materials.

Exceptional cills and affordable prices...

Delivered with care and installed with success



Our unique patented cill guard system ensure that our cills arrive and remain in perfect condition throughout delivery and installation.



Available in the following stock sizes...

Special sizes available to order.

REF	L (mm)	W (mm)	H (mm)	Guide Weight Kg/Lm
WC 210/108	Varies Max 2500	210	108	45
WC 210/140		210	140	59
WC 152/108		152	108	32
WC 152/140		152	140	42

Our unique protection system can be removed in sections as the construction process develops and the cill only needs to be exposed once the scaffold is removed.




Cillguard cross section



Cill with Cillguard and lifting straps




Lambs Port Lime and Port Regent cills are delivered in high grade polystyrene on pallets or crates. With over 100 years experience Lambs understand the challenges of handling heavy objects on-site. In response to the demands of the modern construction industry we have developed a **stone lift system** that allow heavy cills to become light and easy to handle, even in lengths of 2m. Once items are in-place the stone lift system can be easily removed after construction. Patent applied for.



From a respected English supplier

...with a 110-year heritage



Lambs offer an unrivalled selection of natural British and European stone.

We are able to advise clients on the best approach in respect of stone supply whatever their project may be from a small restoration contract through to the creation of a large country house or contemporary commercial building.

Lambs have supplied the British and international building industry with the highest quality building materials for five generations.

William Tribe Lamb founded the business over 110 years ago and to this day members of the Lamb family continue to preserve the standards of service and the quality of materials supplied to our clients.



PORT LIME COURSED
SPLIT FACED WALLING



Whatever your need Lambs Port Regent & Port Lime stones can be considered a material solution.

Port Lime technical specifications

Port Lime

Port Lime is a suitable substitute for Bath Stone.

CHARACTERISTICS	TEST METHOD	DECLARED VALUES
Colour		Light Straw
Petrography	Visual	Oolitic Limestone
Water Absorption	BS EN 13755:2008	Mean:12.6%
Water Absorption by Capillarity Action	BS EN 1925:1999	159 Cl (g/m ² .s 0.5)
Apparent Density/Real Density	BS EN 1936:2006	1900kg/m ³ Mean2710kg/m ³
Porosity Open Porosity Total	BS EN 1936:2006	29.7%30.2%
Sensitivity Coefficient To Frost	BS EN 12371:2001 BS EN 1926:2007	Mean: 19.46%
Frozen Coefficient	BS EN 12371:2001BS EN 1926:2007	Mean: 0.98%
Compressive Strength Dry Sample	BS EN 1926:2007 BS EN 12371: 2001 BS EN 12390—3:2009	Mean: 14.23 MPa; N/mm ²
Compressive Strength Wet Sample	BS EN 1926:2007 BS EN 12371: 2001	Mean:12.32 MPa; N/mm ²
Resistance to FragmentationLos Angeles Test	BS EN 1097-2:1998	Mean: 49.0%
Flexural Strength Flexural Strength after 48 Freeze Thaw Cycles	BS EN 12371:2010 BS EN 12371:2010	Mean: 2.800 MPa; N/mm ² 3.8Mpa; N/mm ²
Suitability	Very Good In Frosty Conditions and Resistant to Salt Air.	Ashlar, Cornice, Copings, Carving. Used on many of Europe's Public Buildings & Country Estates.
Availability		Very Large Blocks & Bed Heights
Denomination	First Used by The Romans	Austro Hungarian Limestone

Technical details correct at time of going to print.



This is a general sample and is indicative of the texture, colour and shape of our material. This product is made from natural material and therefore can vary. No warranty is given or implied that the goods will in all respects be equal to the sample.

Port Regent technical specifications

Port Regent

Port Regent is a suitable substitute for Portland Stone.

CHARACTERISTICS	TEST METHOD	DECLARED VALUES
Colour		Off White
Petrography		Sedimentary, Hard / DenseSimilar to Marble
Water Absorption	BS EN 13755:2008	Mean:5.8%
Water Absorption by Capillary Action	BS EN 1925:1999	20.6 g/m ² .s0.5
Apparent density/Real Density	BS EN 1936:2006 BS EN 1936:2006	2240 kg/m ³ 2720 kg/m ³
Porosity Open Porosity Total	BS EN 1936:2006BS EN 1936:2006	16.3%17.8%
Compressive Strength	EN 12372 (1999)	Mean:17.5MPa N/mm ²
Frost Resistance (650mmHg) - NBN	NBN 27-009 (1983)	Resistant
Frost Resistance-EN	EN 12371 (2001)	Nc= 240
Suitability	Very Good In Frosty Conditions and resistant to Salt Air.	Ashlar, Cornice, Copings & Paving. Used on many of Europe's Public Buildings & Country Estates.
Availability		Very Large Blocks & Bed Heights
Denomination	First Used by The Romans	Austro Hungarian Limestone
Slip Resistance	BS EN 14231:2003	Mean:70 (Dry) Mean:52 (Wet)

Technical details correct at time of going to print.

This is a general sample and is indicative of the texture, colour and shape of our material. This product is made from natural material and therefore can vary. No warranty is given or implied that the goods will in all respects be equal to the sample.



Practical information



QUOTATIONS & SAMPLES

On receipt of project drawings or following site visits and consultation with our Stone Specialist we will provide quotations and samples for your consideration and approval.

ORDERS AND PAYMENT


Orders and subsequent payment for goods are subject to the terms and conditions contained within the body of our quotation.

DELIVERY

We operate our own delivery service or use one of our approved, specialist haulage contractors who are trained to deliver our goods to site, alternatively small items can be collected subject to our confirmation to clients.

HANDLING

Please refer to the Safety and Handling information printed on the packaging.



LAMBS PORT LIME

LAMBS PORT REGENT

LAMBS PORT LIME

“Lambs Port Lime and Port Regent Natural Limestones provide our customers with significant savings compared to Bath and Portland stone. Quality, service & attention to detail are paramount to us whether the project is a bespoke new build residence or the replacement of a few stones.

Our experienced team of specialist consultants, estimators, surveyors and CAD draughtsmen are on hand to guide you through your scheme from design through to completion. This ensures that the high standards expected are always met and often exceeded.

Our team look forward to hearing from you soon.”

James Mitchell

James Mitchell
SALES DIRECTOR